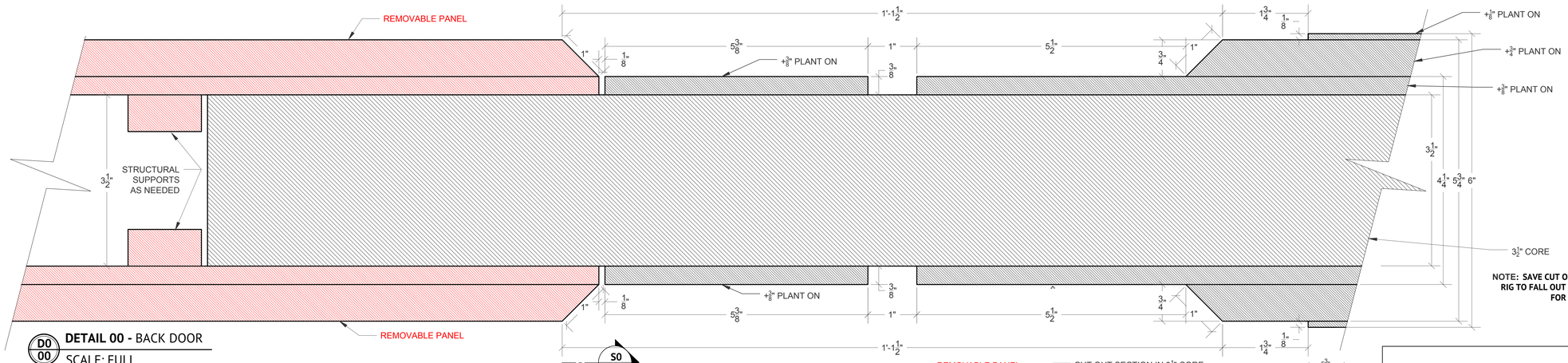


**DETAIL 00 -** BACK DOOR
SCALE: FULL

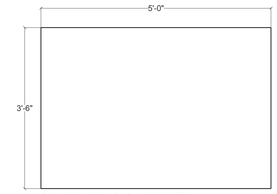

**CORE PLUG 1 -** MAKE x1
SCALE: ¾" = 1'-0"

NOTE: SAVE CUT OUT SECTION - RIG TO FALL OUT OF CUT HOLE FOR CAMERA GAG

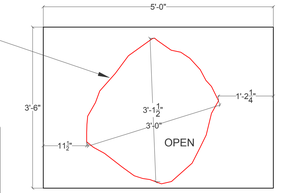


**CORE PLUG 2 -** MAKE x1
SCALE: ¾" = 1'-0"

**NOTE: CNC FILES FOR PANELS TO FOLLOW**

**NOTE: FINISHES PER ART DIRECTOR.**

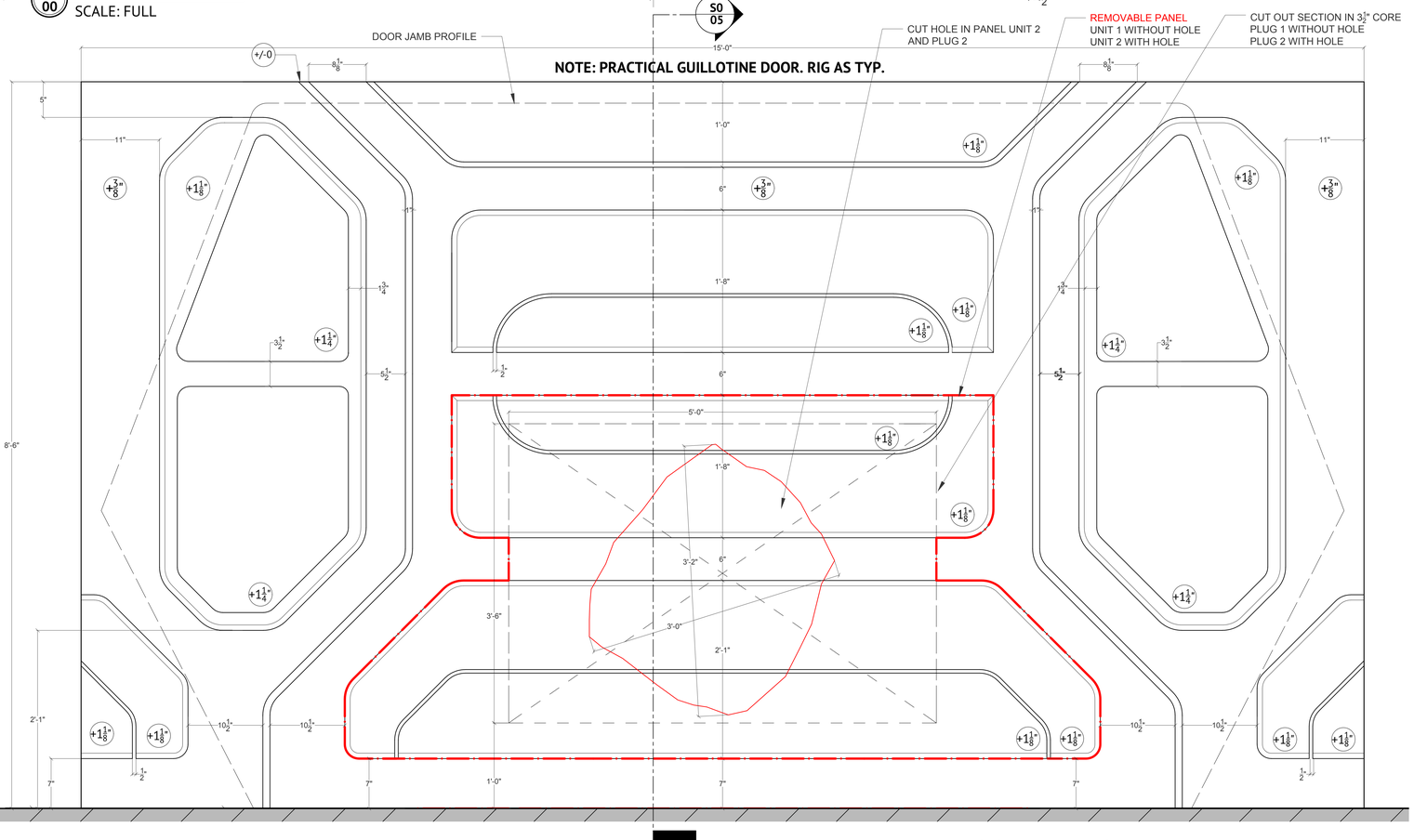


**NOTE: PRACTICAL GUILLOTINE DOOR. RIG AS TYP.**

**ELEVATION -** BACK DOOR
SCALE: 1½" = 1'-0"

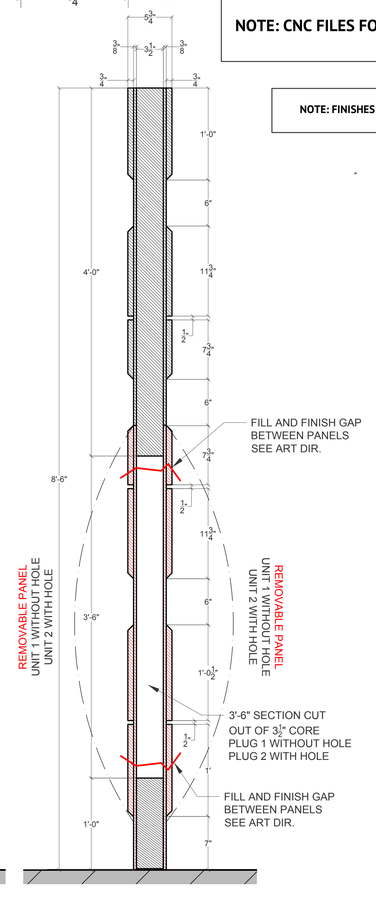


**SECTION -** BACK DOOR
SCALE: 1½" = 1'-0"

**NOTE: PANELS WILD**

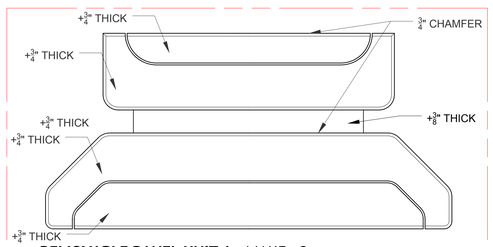


**REMOVABLE PANEL UNIT 1 -** MAKE x2
SCALE: ¾" = 1'-0"

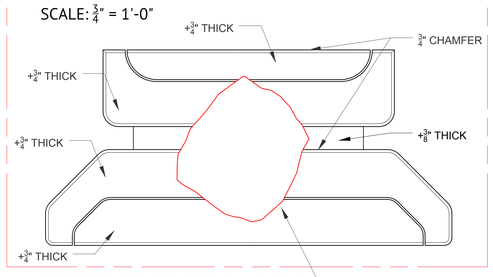


**REMOVABLE PANEL UNIT 2 -** MAKE x2
SCALE: ¾" = 1'-0"

NOTE: SAVE CUT OUT SECTION - RIG TO FALL OUT OF CUT HOLE FOR CAMERA GAG

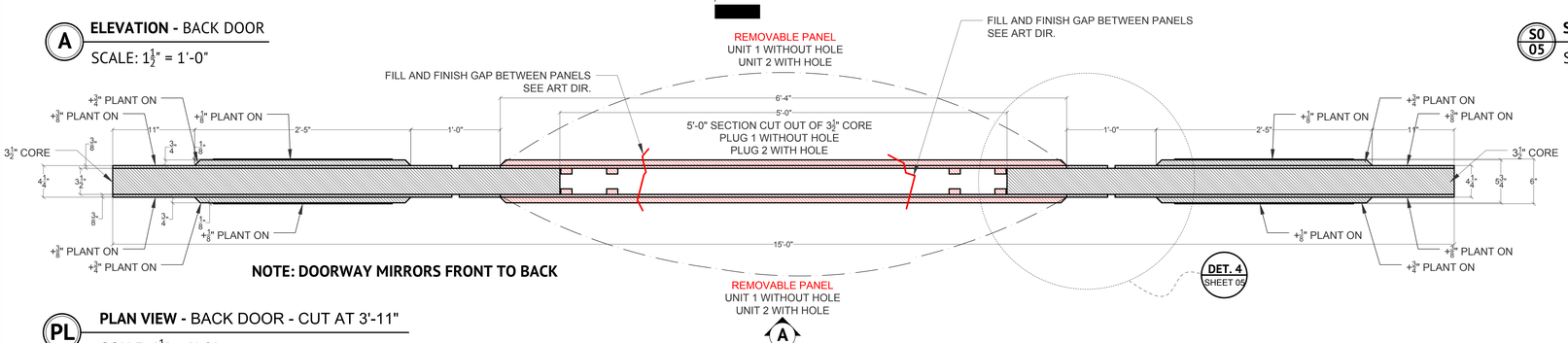


**NOTE: DOORWAY MIRRORS FRONT TO BACK**

**PLAN VIEW -** BACK DOOR - CUT AT 3'-11"
SCALE: 1½" = 1'-0"

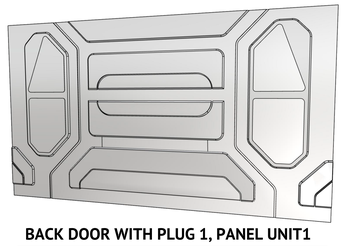

**BACK DOOR WITH PLUG 1, PANEL UNIT1**

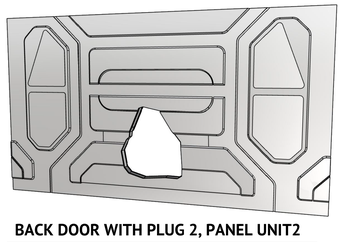

**BACK DOOR WITH PLUG 2, PANEL UNIT2**

**NOTE: SAVE CUT OUT SECTION - RIG TO FALL OUT OF CUT HOLE FOR CAMERA GAG - SEE ART DIR.**